

**KEY FEATURES**

- IP64 Design for Indoor or Outdoor LED installations
- Fully Isolated Plastic Case with IP64 level
- Optional Dimming Function : 1~10VDC(D type)
- With Constant Current & Constant Voltage (C.C+C.V mode)
- Universal Input: 100-240 VAC (Up to 277 VAC)
- Protections: Over Load / Over Voltage / Short Circuit
- High Reliability & Double Layered PCB
- High Efficiency up to 90%
- Ultra Compact Size: 4.3 x 2.3 x 1.18 Inches
- 2-Years Product Warranty

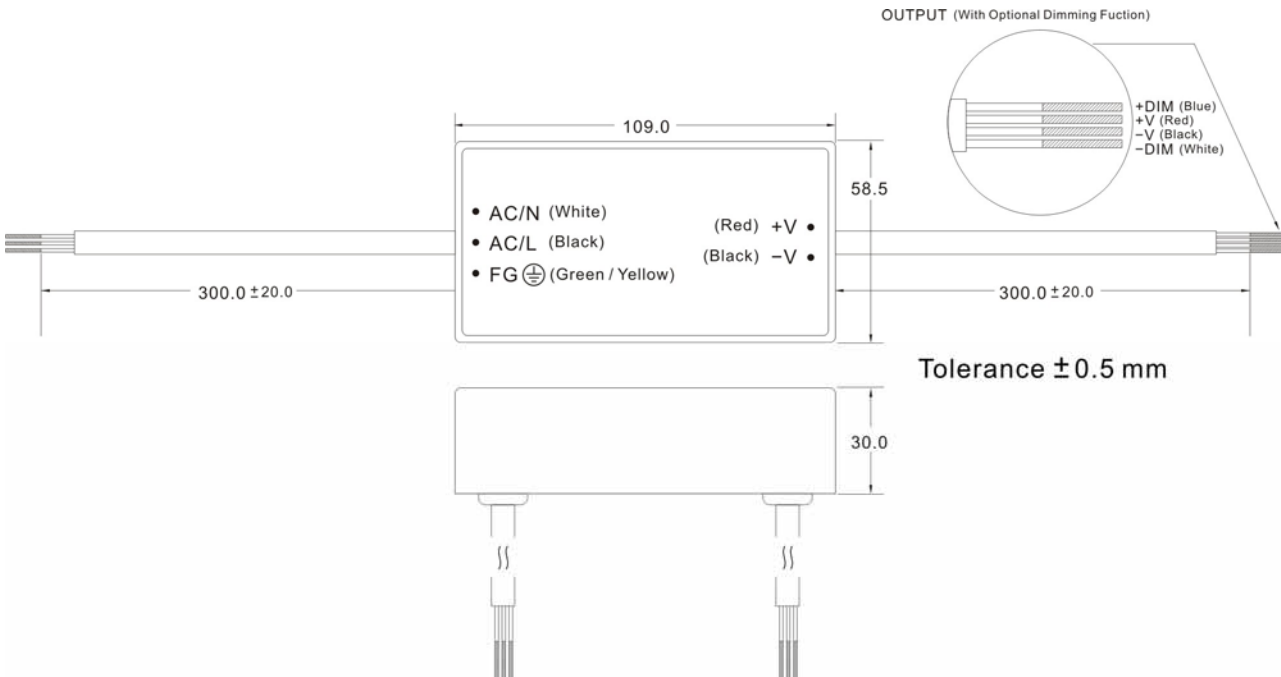

**ELECTRICAL SPECIFICATIONS**
**IP64 CE**

Model No.	ZQC30-12S	ZQC30-24S	ZQC30-48S	
Max output wattage ( W )	45W			
Input	Voltage	90-264 VAC (H Type up to 277 VAC)		
	Frequency (Hz)	47-63 Hz		
	Power factor	PF>0.9 at Full Load (115 VAC / 230 VAC)		
	Current (Full load)	1.0A max. (115 VAC) / 0.5A max. (230 VAC)		
	Inrush current (<2ms)	50 A max. (Cold Start at 230 VAC)		
	Leakage Current	< 0.75 mA max at 240 VAC / 63 Hz		
	External fuse (recommend)	3.15 A slow blow type		
Output	Voltage (V.DC.)	12V	24V	48V
	Constant Current Operation Voltage (V.DC)	9 ~ 12V	18 ~ 24V	36 ~ 48V
	Voltage Tolerance	±10%		
	Current Range (mA)	0 ~ 2500	0 ~ 1250	0 ~ 625
	Current Adjustment Range	75% ~ 100%	75% ~ 100%	77% ~ 100%
	Line Regulation (LL-HL) (typ.)	±3%		
	Load Regulation (5-100%) (typ.)	±5%		
	Ripple & Noise (max)	4Vp-p	4.5Vp-p	5Vp-p
	Efficiency (typ.)	83%	86%	87%
Switching frequency	66 KHz			
Protection	Over current protection	Auto recovery		
	Over voltage protection	Zener diode clamp		
	Short circuit protection	Auto recovery		
Isolation	Input-Output (V.AC)	3000V		
	Input-FG (V.AC)	1500V		
	Output-FG (V.AC)	500V		
Environment	Operating temperature	-25°C...+60°C (with derating)		
	Storage temperature	-40°C...+85°C		
	Temperature coefficient	0.02%/°C		
	Humidity	95% RH		
	MTBF	>130,000 h @ 25°C (MIL-HDBK-217F)		
Physical	Dimension (L x W x H)	4.3 x 2.3 x 1.18 Inches ( 109.0 x 58.5 x 30.0 mm ) Tolerance ±0.5 mm		
	Weight	280 g		
	Cooling method	Free air convection		
Safety	Agency Approvals	Design refer to UL60950-1 , CE (Pending)		
EMC	EMI (Conducted & Radiated Emission)	Design refer to EN 55015 (Pending)		
	EMS (Noise Immunity)	Design refer to EN 55024 、 EN 61547 (Pending)		
	Harmonic Current	Design refer to EN 61000-3-2 、 EN 61000-3-3 (Pending)		

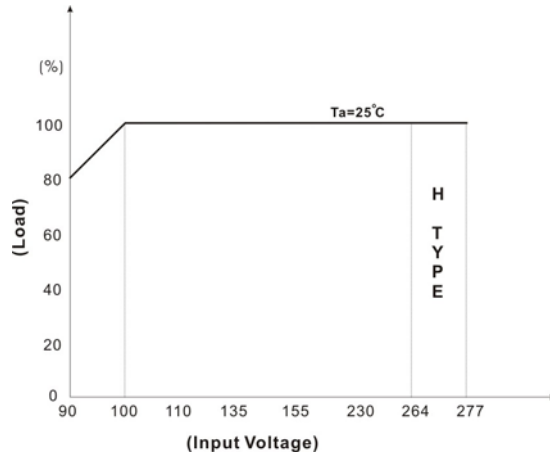
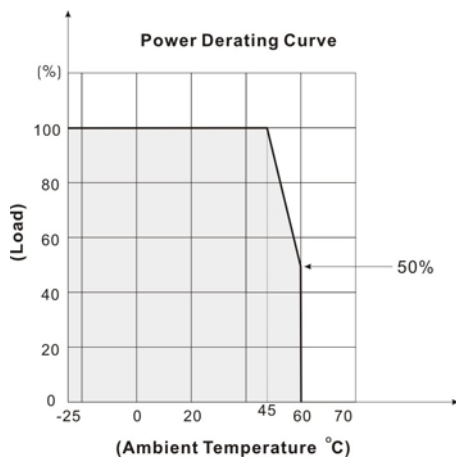
1. All specifications valid at nominal input voltage, full load and +25°C after warm-up time unless otherwise stated.

2. Measured with 0.1u 50V // 47u 50V Ceramic Cap. Cross to output

**MECHANICAL DIMENSION ( Top View )**



**DERATING**



**BLOCK DIAGRAM**

